

# Care Management PCMH Committee

## Person-Centered Medical Home Program Update July 10, 2024



# PCMH Program Status

As of June 30, 2024

PCMH Program Participants		Sites		Providers	
5/31/24	6/30/24	5/31/24	6/30/24	5/31/24	6/30/24
125	124	561	560	2,467	2,471
98 PCMH Approved Practices  NCQA Sustained Recognition		18 Glide Path Practices  Working Towards NCQA Recognition		1 Glide Path Renewal Practices  Working towards NCQA Renewal Recognition	
				16 PCMH Accredited Practices  Includes FQHCs	

Note: 8 Practices have sites in both PCMH & Glide Path Programs & 1 Practice has sites in both PCMH & Glide Path Renewal

# PCMH Approved Practices

## PCMH Approved Practices

5/31/24

**96**

6/30/24

**98**

New Approved Practices: 0  
Completed Glide Path: 3  
Termed Practices: 1

## PCMH Approved Sites

5/31/24

**374**

6/30/24

**376**

New Approved Sites: 0  
Completed Glide Path: 3  
Sites Termed: 1

## PCMH Approved Providers

5/31/24

**1,761**

6/30/24

**1,769**

Completed Glide Path: 7  
New Providers: 0  
Providers Added: 16  
Providers Termed: 15

# PCMH Adult & Pediatric Practices

**98** PCMH Approved  
Practices

**376**  
PCMH Approved Sites

**32** Internal  
Medicine  
PCMH  
Practices  
with **169** Sites

**22** Family  
Medicine  
PCMH  
Practices  
with **97** Sites

**62** Pediatric  
PCMH  
Practices  
with **109** Sites

**1** Geriatric  
PCMH  
Practice  
with **1** Site

*This data reflects current information through June 30, 2024*

*Note: 8 Practices have sites in 3 of the 4 categories & 3 Practices have sites in 2 of the 4 categories.  
Sites are counted once.*

# PCMH Glide Path Practices

## Glide Path Practices

5/31/24

**21**

6/30/24

**18**

New Practices: 0

Completed Glide Path: 3

Practices Termed: 0

**1**

## Glide Path Renewal Practice

Completed Glide Path Renewal: 0

## Glide Path Sites

5/31/24

**45**

6/30/24

**42**

New Practice Sites: 0

Completed Glide Path: 3

Sites Termed: 0

## Glide Path Providers

5/31/24

**108**

6/30/24

**104**

New Providers: 0

Completed Glide Path: 7

Providers Added: 3

Providers Termed: 0

**1 Site**  
**1 Provider**

Sites Completed Glide Path Renewal: 0

Providers Completed Glide Path Renewal: 0

# PCMH Accredited Program Participants

Federally Qualified Health Centers (FQHCs) and FQHC look-alikes are program participants\*

## PCMH Accredited Participants

5/31/24

**16**

6/30/24

**16**

No Change

## PCMH Accredited Sites

5/31/24

**141**

6/30/24

**141**

Sites Added: 0

Sites Terminated: 0

## PCMH Accredited Providers

5/31/24

**597**

6/30/24

**597**

Providers Added: 0

Providers Terminated: 0

\*Federally Qualified Health Centers (FQHCs) and FQHC look-alikes are PCMH program participants if they are pursuing and/or have obtained the Joint Commission Ambulatory Care accreditation with Primary Care Medical Home certification as well as NCQA recognition.



# PCMH CY2024 Program Recruitment

## Recruitment as of June 30, 2024

- **8 Practice Sites**
  - 5 New Practice Sites
  - 3 New Sites from Current PCMH Practices
- **23 Providers**
  - 20 From New Practice Sites
  - 3 From New Site from Current PCMH Practice

## Practice Recruitment Opportunities

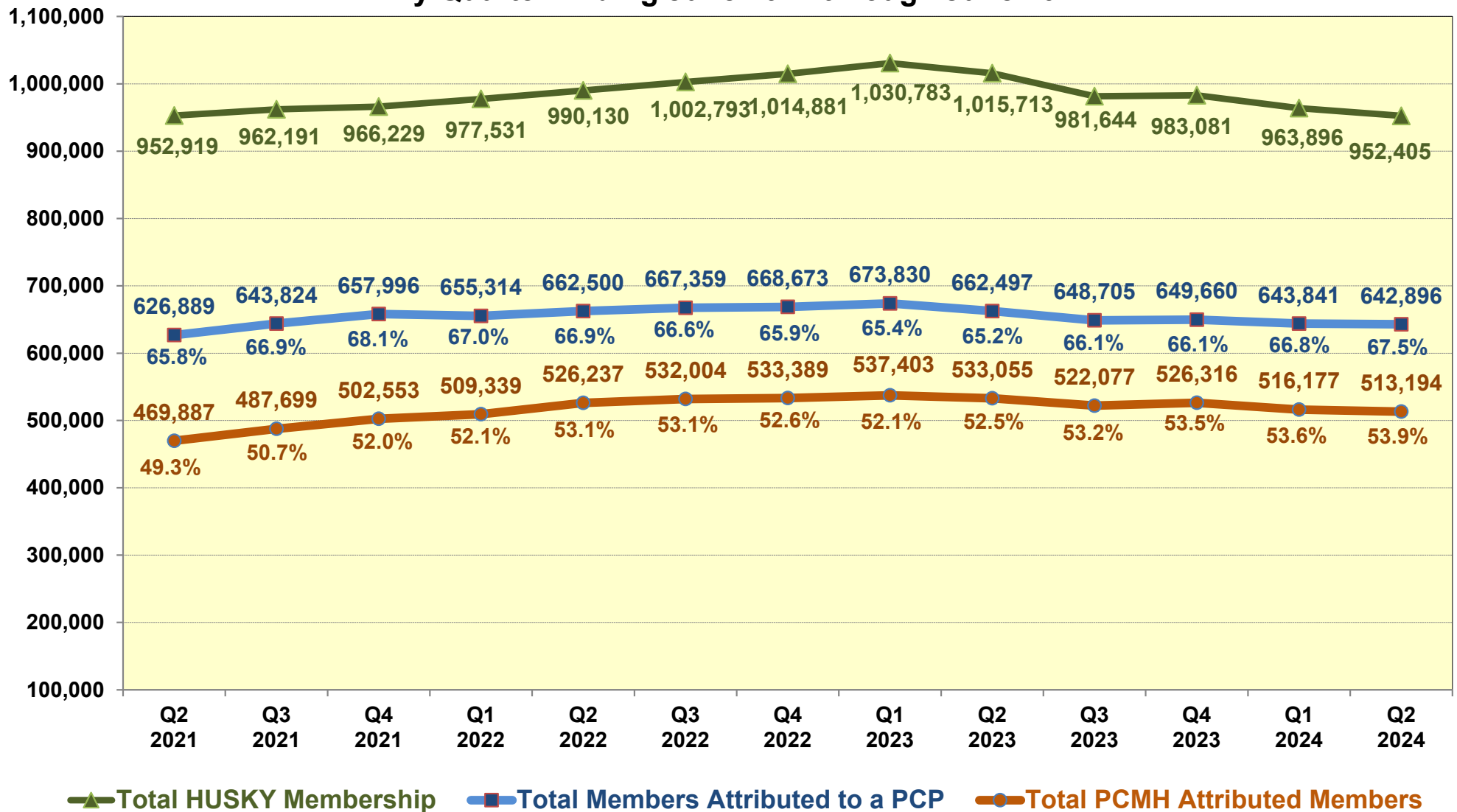
**13 Practice Sites**

**30 Providers**

These are eligible primary care practices that are most likely to enroll in the PCMH program in 2024.

# PCMH Program Member Attribution

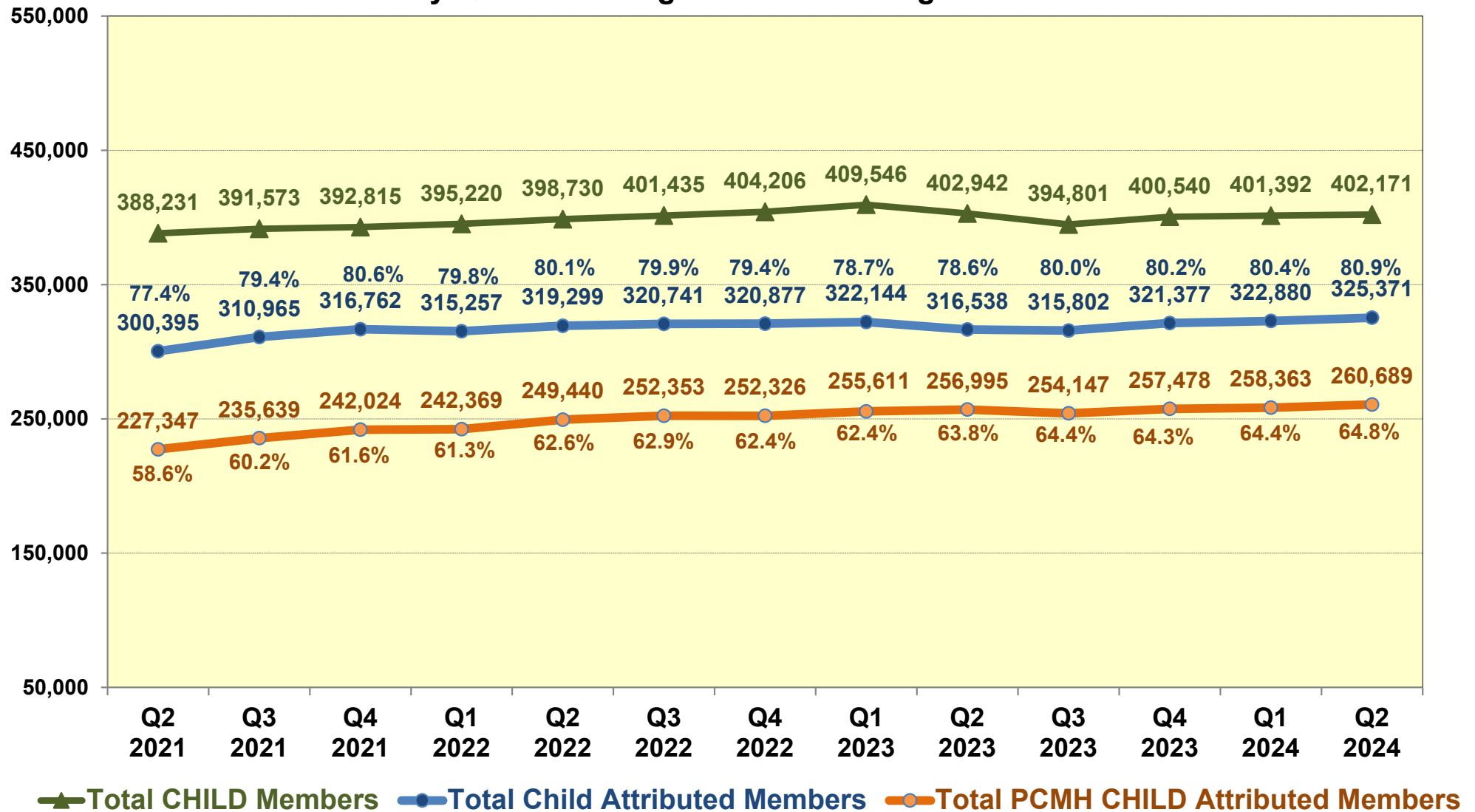
Summary of Total HUSKY Membership, Total Members Attributed to a PCP  
and Total PCMH Attributed Members  
By Quarter Ending June 2021 through June 2024





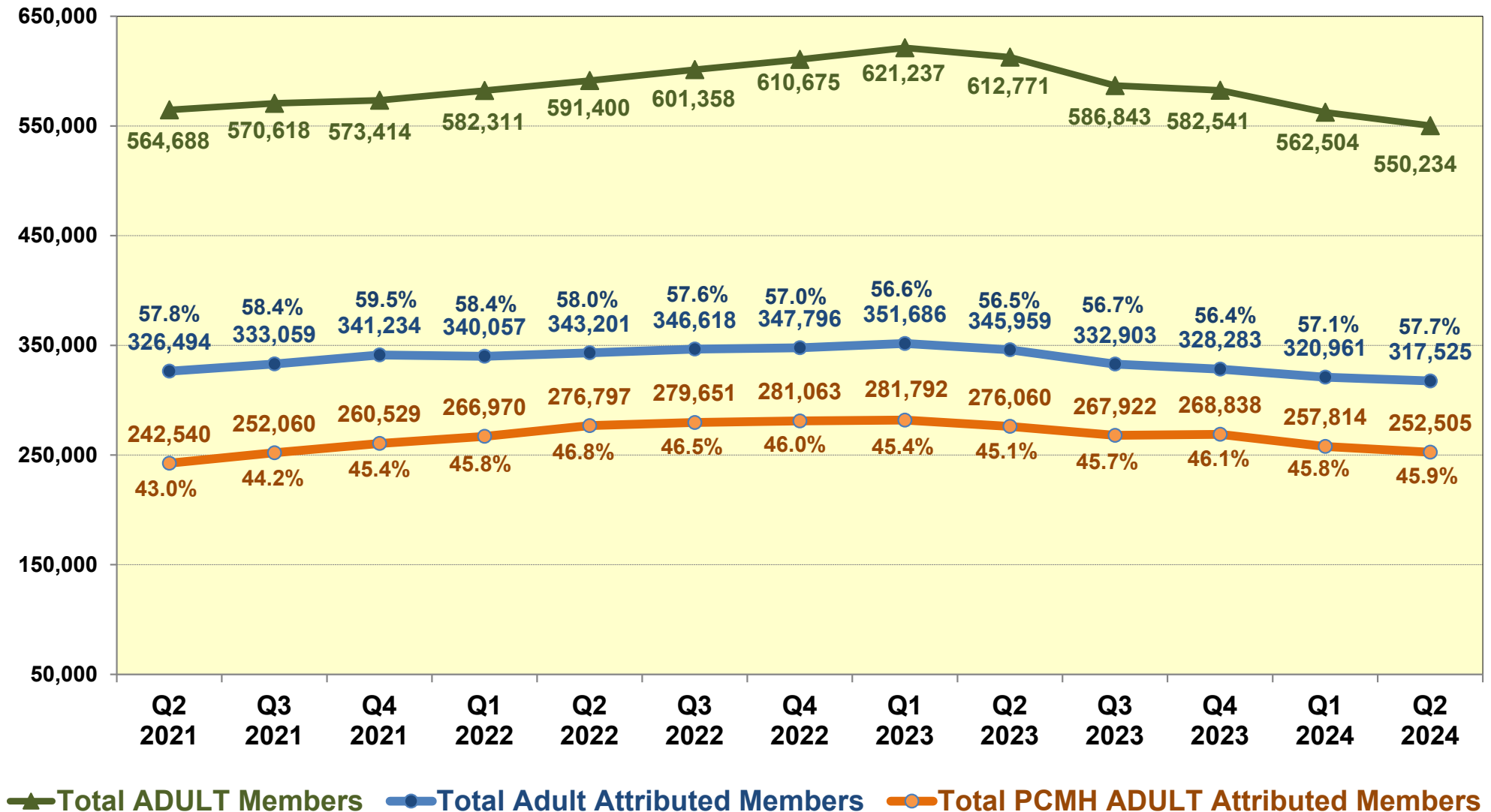
# PCMH Program CHILD Member Attribution

Comparison of Total CHILD Members, Total CHILD Attributed Members,  
and Total PCMH CHILD Attributed Members  
By Quarter Ending June 2021 through June 2024

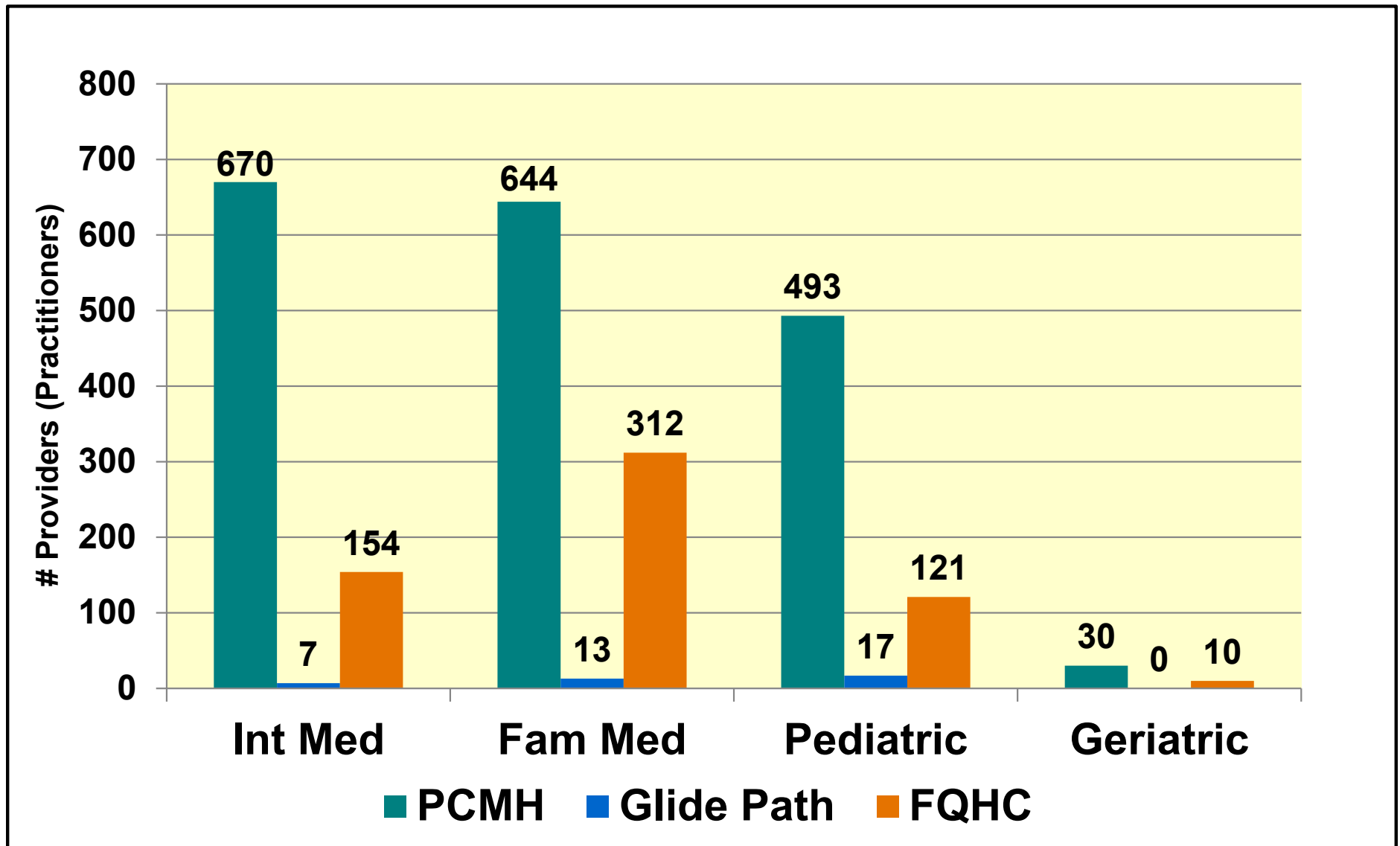


# PCMH Program ADULT Member Attribution

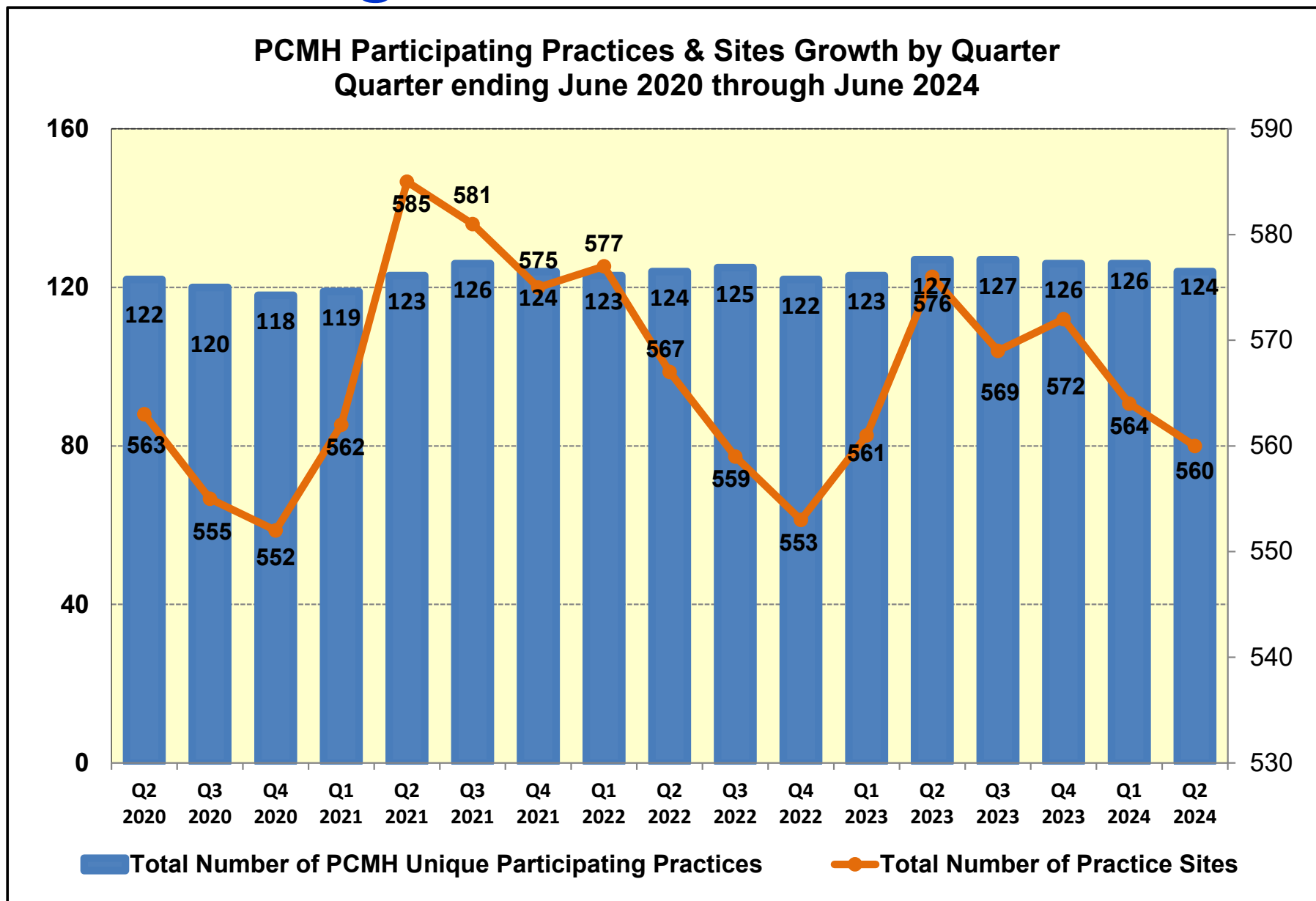
Comparison of Total ADULT Members, Total ADULT Attributed Members,  
and Total PCMH ADULT Attributed Members  
By Quarter Ending June 2021 through June 2024



# Provider Specialty by PCMH Program Participation as of June 30, 2024

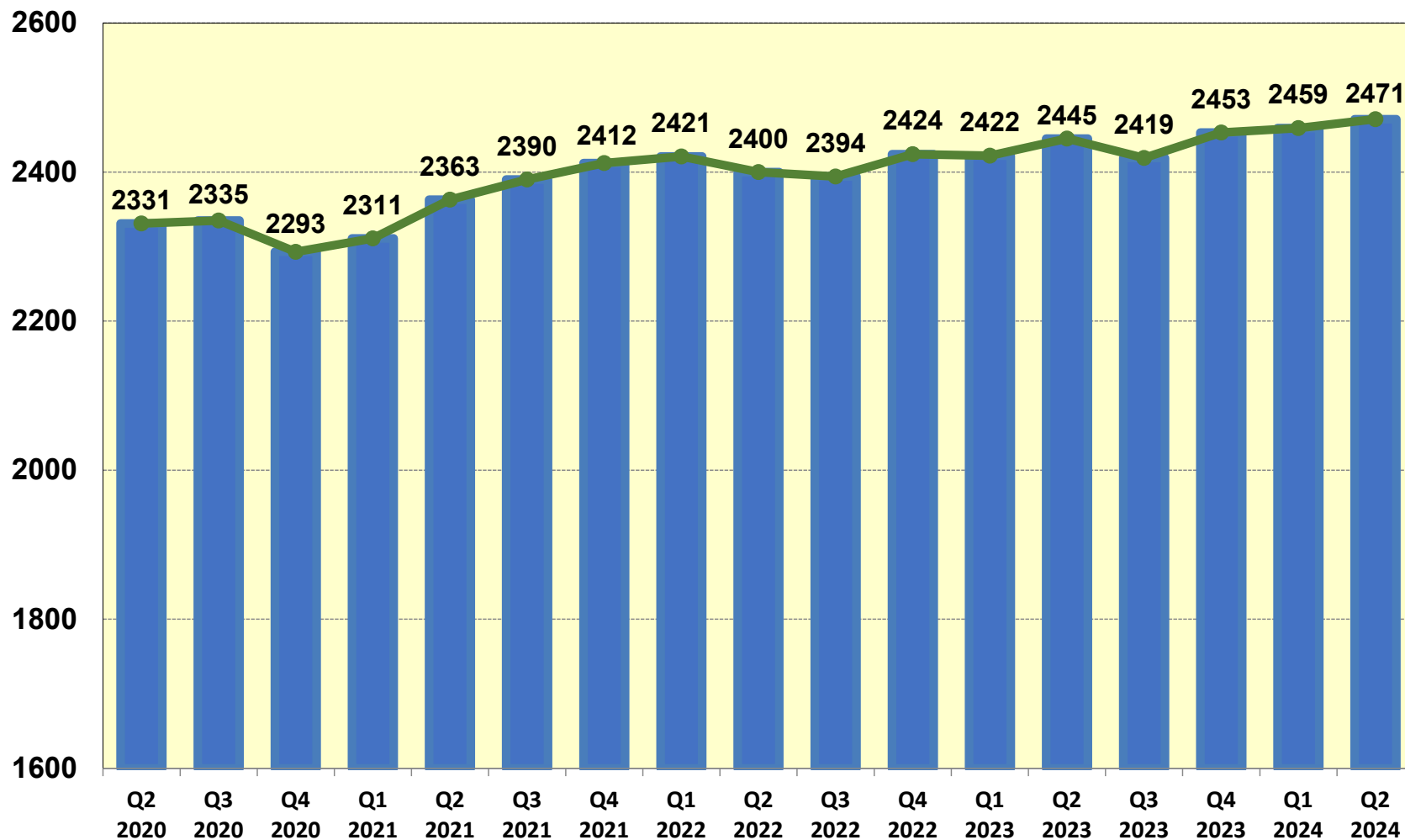


# PCMH Program Growth-Practices & Sites



# PCMH Program Growth - Providers

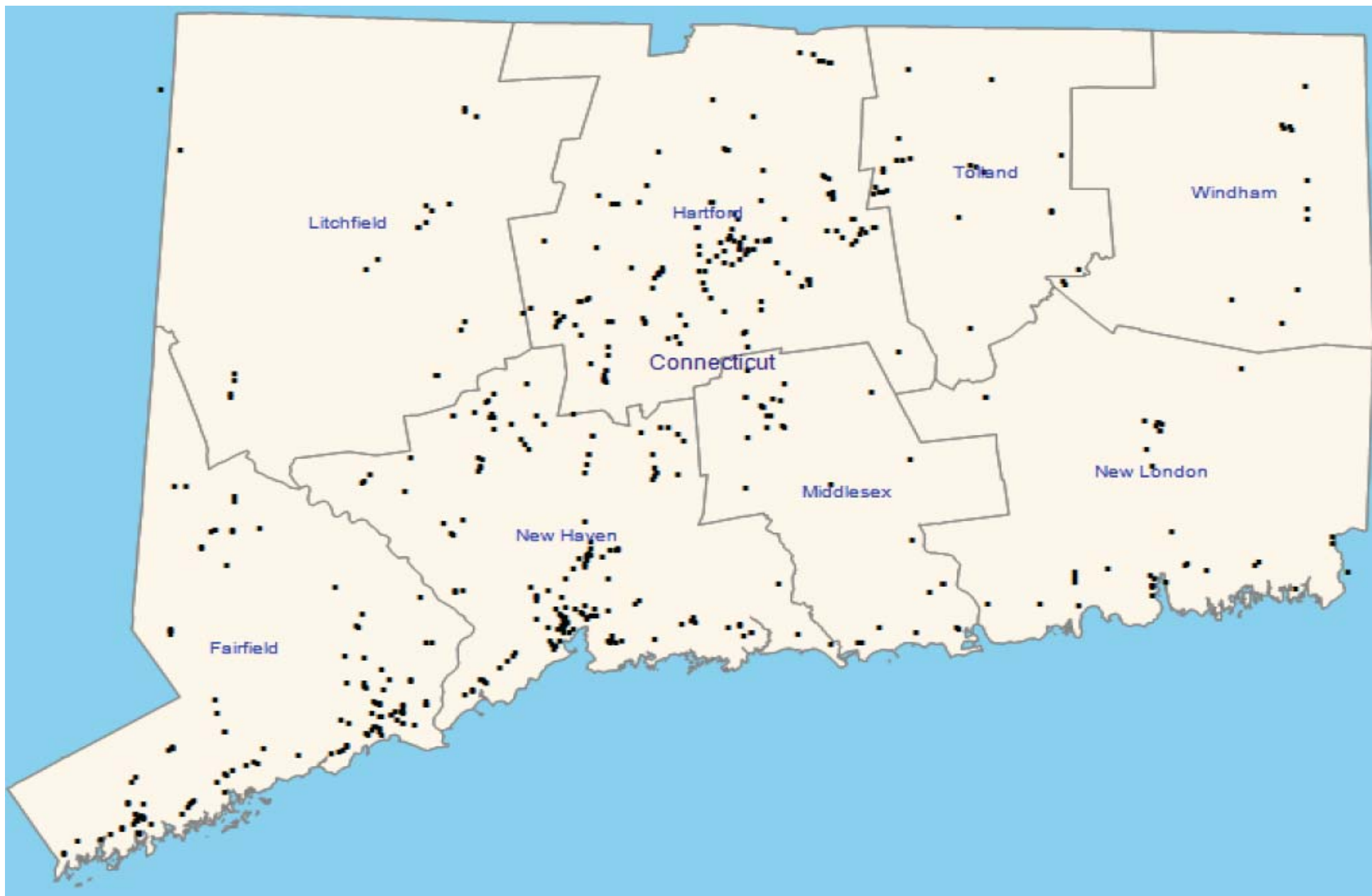
PCMH Total Participating Providers/Practitioners by Quarter  
Quarter ending June 2020 through June 2024





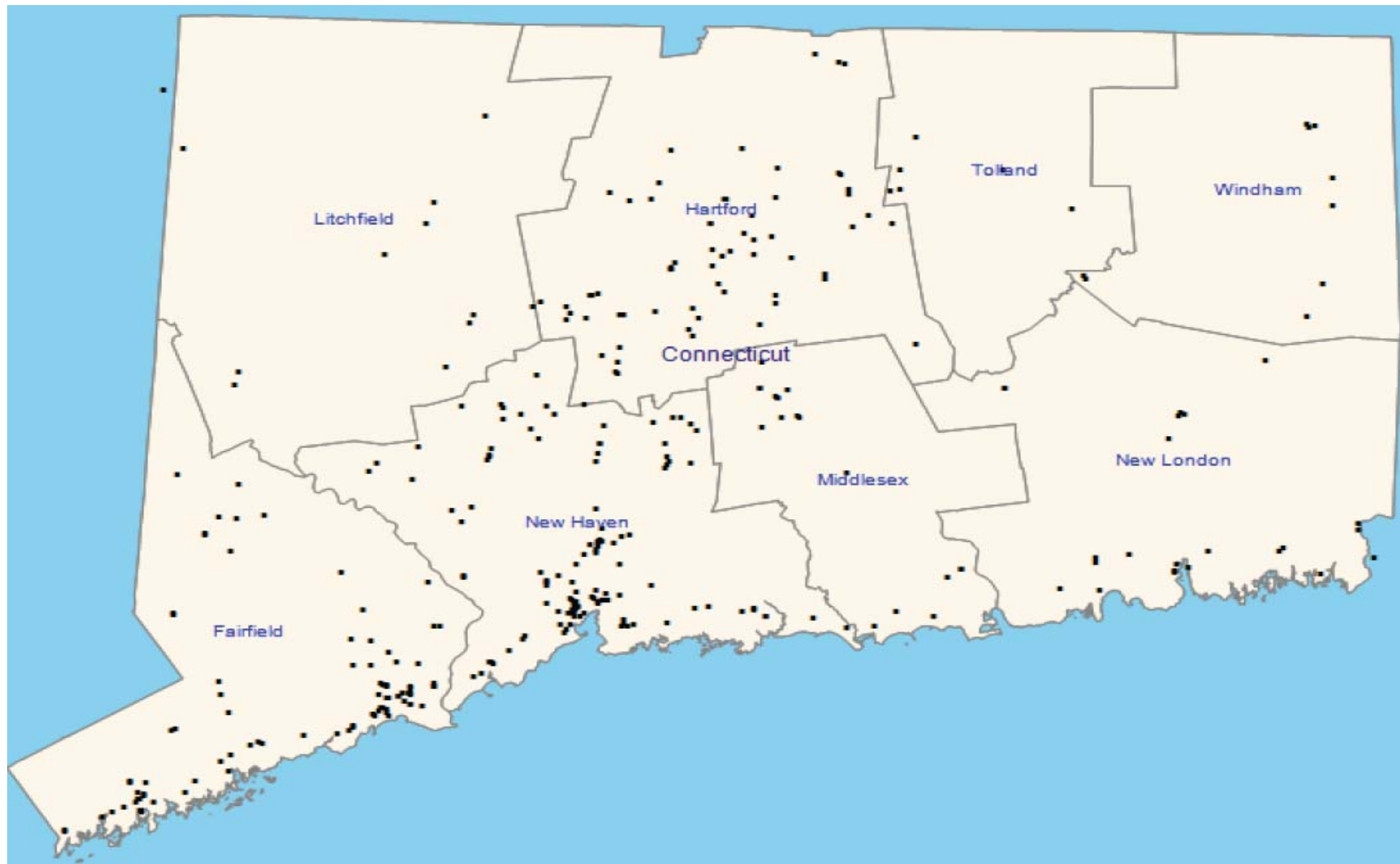
# PCMH Practice Site Locations

# All PCMH Program Practice Site Locations



Note: Data is as of June 30, 2024 – Maps are updated quarterly.

# Internal Medicine PCMH Program Practice Site Locations

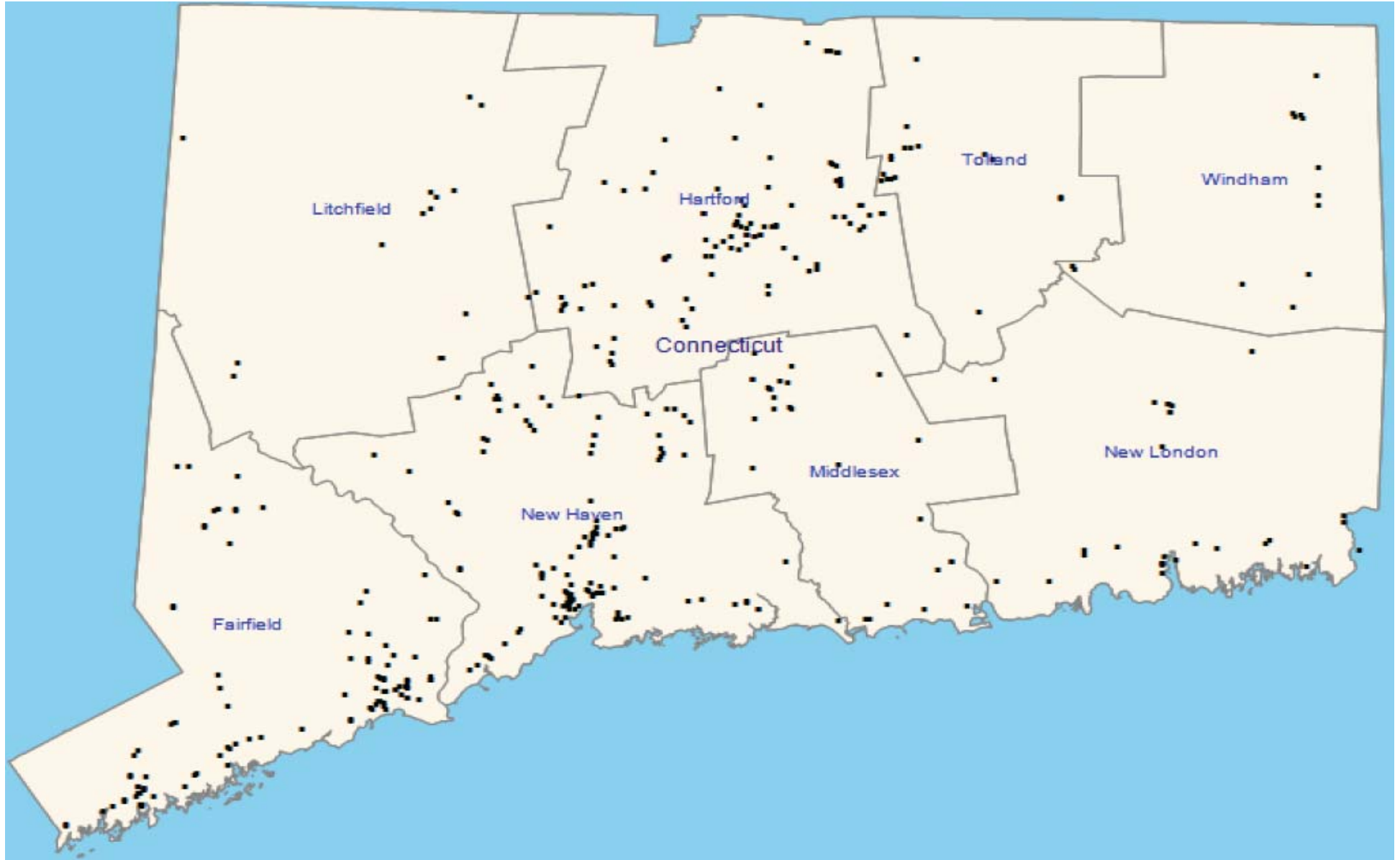


Note: Data is as of June 30, 2024 – Maps are updated quarterly.



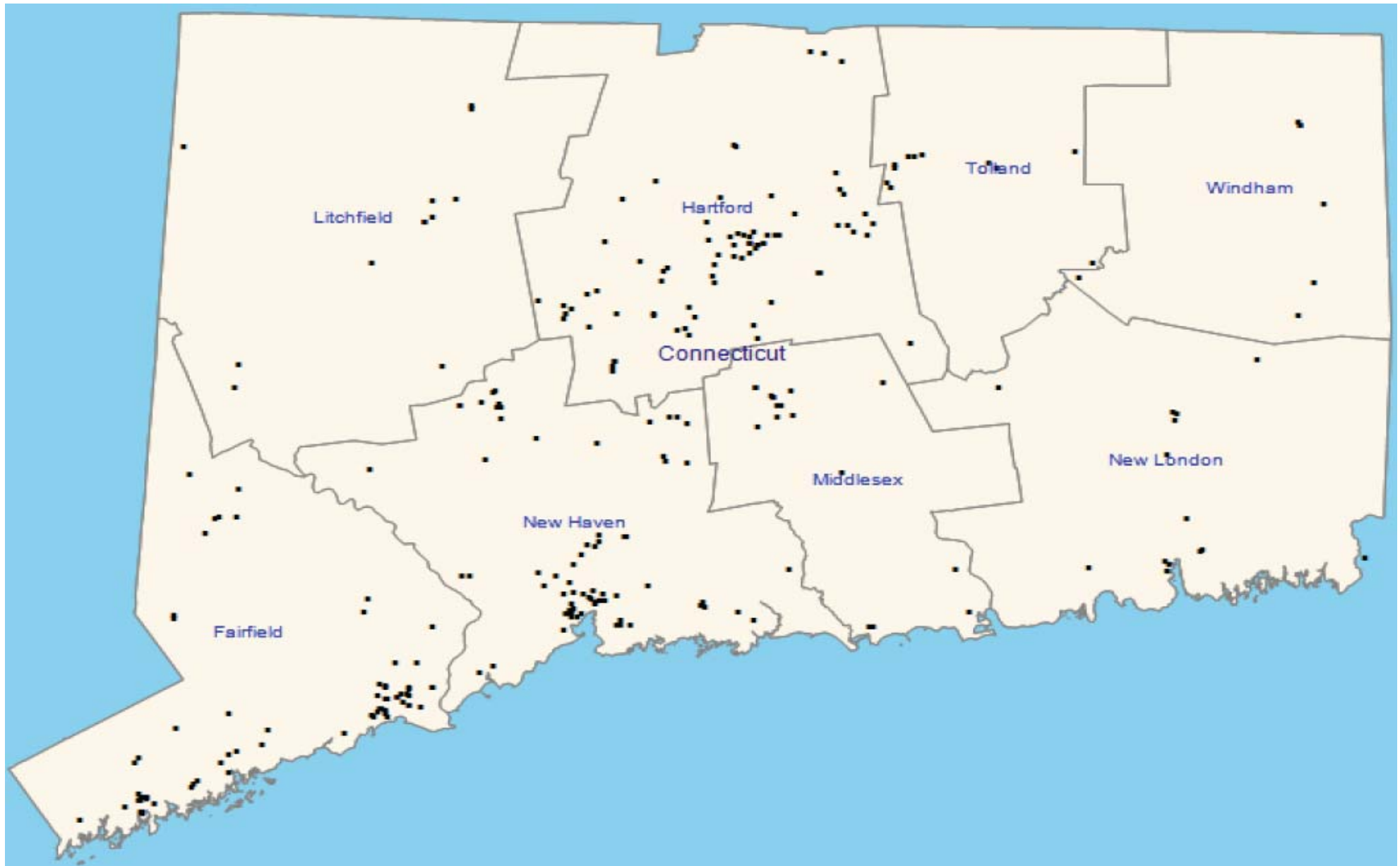
# Family Practice PCMH Program

## Practice Site Locations



Note: Data is as of June 30, 2024 – Maps are updated quarterly.

# Pediatric PCMH Program Practice Site Locations



Note: Data is as of June 30, 2024 – Maps are updated quarterly.